



DAVID  BAILEY
FURNITURE SYSTEMS LIMITED

Veterinary Furniture



Welcome to David Bailey Furniture Systems' Veterinary range of fitted furniture for the veterinary sector.

We have been manufacturing fitted furniture for hospitals and health centres since 1989. Our experience and understanding of the requirements of healthcare professionals and their working environment has allowed us to develop a range of fitted furniture specifically suited to veterinary practices, veterinary surgeries and other types of animal hospitals.

Extensive product range

Our Veterinary range has been developed to meet the everyday needs of veterinary surgeons and nurses, combining good looks with robust, durable and ergonomic designs. Available in a wide variety of colours and finishes, our Veterinary furniture includes floor-mounted and wall-hung storage units, cupboards, drawers, worktops and shelving. We also supply a comprehensive range of fittings, fixtures and specialist joinery to meet your individual needs.

Exceptional craftsmanship at competitive prices

Our Veterinary furniture has become synonymous with exceptional craftsmanship and reliability resulting in a large number of referrals through recommendation. As we supply our furniture direct to you, the customer, this cuts out the middleman ensuring we offer the most competitive prices.

We manufacture, deliver and install

Every unit is manufactured and assembled in our own factory and is subject to rigorous quality control checks before delivery and fitting on site. As well as offering a fast and flexible supply only service, we have a skilled team of fitters strategically placed throughout the UK to ensure a seamless supply and fit service from start to finish.

Specially designed for the theatre

Alongside our Veterinary range, we offer a suspended range of furniture and floor-mounted management systems ideally suited for the storage of equipment and consumables in veterinary operating theatres. Our HTM 71 range meets the specific requirements of the Health Technical Memorandum for materials management in healthcare environments, as outlined by the Department of Health.



Custom-made furniture

Additionally, we are able to provide custom-made pieces to suit virtually any specification - from reception desks to bespoke fitted units.

Our environmental commitment

We are committed to reducing the impact of our operation on the environment and take care in sourcing sustainable materials to use as part of our furniture constructions. Our carbon burner has helped us further reduce our carbon footprint by burning 90% of our factory's waste, eliminating the need for landfill.

Maintaining a healthy and animal-friendly environment

We also understand the importance of maintaining a healthy and animal-friendly environment. We can source a range of anti-bacterial laminate, specially designed to promote cleanliness and prevent the spread of infection.

For further information:

Visit www.davidbaileyfurniture.co.uk or call us on 01843 604896.

We look forward to hearing from you.

Trevor Gillman
Managing Director, David Bailey Furniture Systems

Cabinet Specifications	4
Base Unit Range	6
Wall Unit Range	8
Tall Unit Range	11
Base Storage Trays	12
Infills & Panels	13
Worktops	14
Legs & Cantilever Brackets	16
Shelving	17
Note Desk & Display Panels	18
Reception Desks	19
HTM 71	20
Bespoke Furniture	25
Handles	26
Typical Construction Method	27



CABINET SPECIFICATIONS

All base and wall unit carcasses are of 18mm thick, rigid doweled construction with white melamine faced, 120gram matt, MFC (melamine faced chipboard). All exposed edges are 0.4mm abs edged to ensure a smooth finish.

NB: Melamine faced MDF carcasses are available if requested.

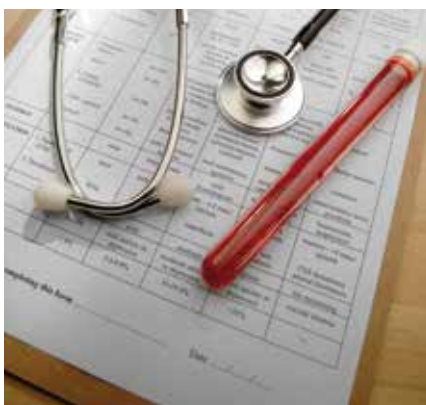
Back panels to base and wall units are of 12mm thick white MFC grooved into side panels. Sink base units have convenient, easily removable back panels fixed with cups and screws to battens.

All base and wall units include an 18mm thick MFC shelf that can be adjusted to three positions as required. Extra shelves can, of course, be supplied if requested.

Double base units in width size 1000mm have a centre division to facilitate the fitting of drawers; highline units feature a centre muntin. All double units 1200mm wide have a centre division.

All base units are delivered complete with a 100mm moisture resistant black laminate plinth.

Base and wall unit frontage are supplied as 15mm MDF (medium density fibreboard), faced with plastic laminate to a chosen colour from our extensive range and edged in 2mm ABS.



All cupboard doors are hung on 170° high-quality, durable Blum metal hinges, with either 'D' or recessed handles, as requested. Drawers are white enamel finished, Blum metabox system, ensuring a smooth operation, with 12mm white MFC base and 18mm white MFC back.

*David Bailey Furniture Systems Ltd has a policy of continuous improvement and therefore reserves the right to alter the cabinet specifications without prior notice.

ITEM CODING INFORMATION

When placing an order or requesting a quotation, please use the relevant code shown against each item.

Please state the height of base units, i.e. 860mm or 800mm and indicate which handing of single units is required, i.e. L/H or R/H.

We are happy to fit locks to doors and top drawers. Please add 'L' at the end of each code to request this service.

Example:

HL/B10/L/860 = 1000mm wide Base Unit with locks, 860mm high


HL/4DP6/800 = Four Drawer Unit, 600mm wide, 800mm high



i **High Units:**
860mm or 800mm high
(includes 100mm plinth)

Low Units:
700mm high
(includes 100mm plinth)

555mm:
Deep carcass

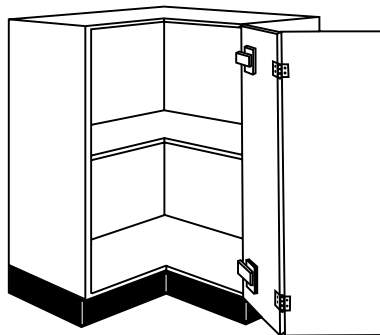


CORNER BASE UNIT

- 1 Door
- 1 Adjustable shelf
- 1 Blank panel
- 1 Corner post

High Units	Code
1000mm wide	HL/CB10
1200mm wide	HL/CB12

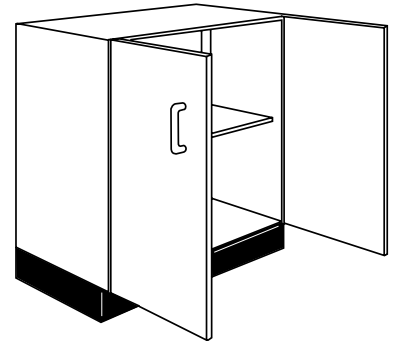
N.B. Add 'LH' or 'RH' at end of code to identify side of blank panel, i.e. HL/CB10/RH (as illustrated).



CORNER BASE UNIT

- 1 Bifold door
- 1 Adjustable shelf

	Code
900mm x 900mm	HL/CB9



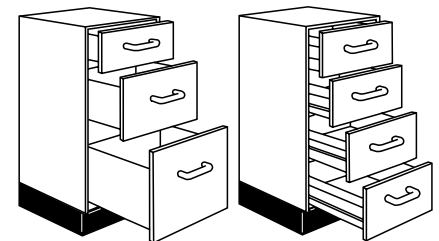
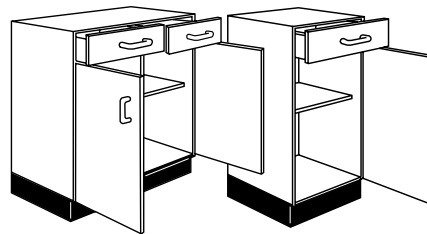
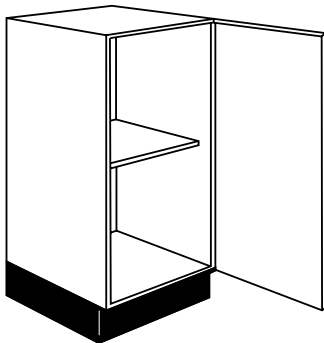
DOUBLE BASE UNIT

- 2 Doors
- 1 Adjustable shelf

High Units	Code
1000mm wide	HL/B10
1200mm wide	HL/B12

Low Units	Code
1000mm wide	HL/LB10
1200mm wide	HL/LB12

N.B. Add 'RB' at end of code for removable back panel if required, i.e. HL/B10/RB.



SINGLE BASE UNIT

- 1 Door
- 1 Adjustable shelf

High Units	Code
400mm wide	HL/B4
500mm wide	HL/B5
600mm wide	HL/B6

Low Units	Code
400mm wide	HL/LB4
500mm wide	HL/LB5
600mm wide	HL/LB6

DRAWERLINE BASE UNIT

- 1 & 2 Door
- 1 & 2 Drawer
- 1 Adjustable shelf

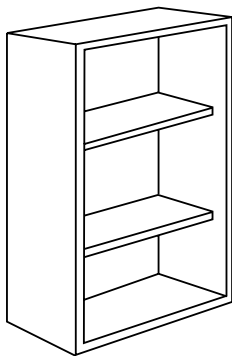
High Units	Code
400mm wide	HL/BD4
500mm wide	HL/BD5
600mm wide	HL/BD6
1000mm wide	HL/BD10
1200mm wide	HL/BD12

N.B. Add 'RB' at end of code for removable back panel if required, i.e. HL/B10/RB.

DRAWER UNIT

High Units	Code
500mm wide 3 drawer	HL/3DP5
500mm wide 4 drawer	HL/4DP5
500mm wide 5 drawer	HL/5DP5
600mm wide 3 drawer	HL/3DP6
600mm wide 4 drawer	HL/4DP6
600mm wide 5 drawer	HL/5DP6

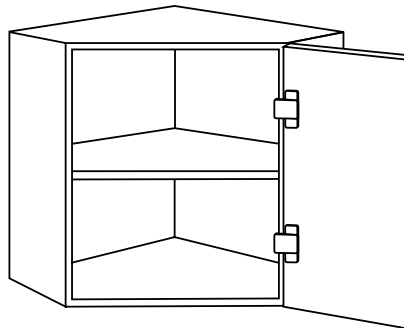
Low Units	Code
500mm wide 3 drawer	HL/L3DP5
500mm wide 4 drawer	HL/L4DP5
600mm wide 3 drawer	HL/L3DP6
600mm wide 4 drawer	HL/L4DP6



OPEN WALL UNIT

- No doors
- 2 Fixed shelves

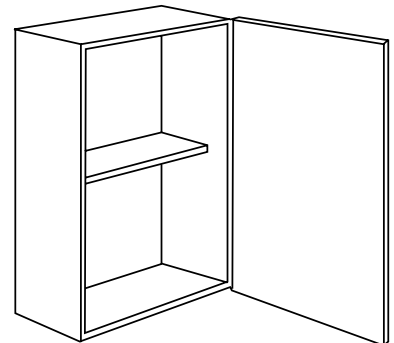
	Code
500mm wide	HL/OW5
600mm wide	HL/OW6
1000mm wide	HL/OW10
1200mm wide	HL/OW12



CORNER WALL UNIT

- 1 Door
- 1 Adjustable shelf

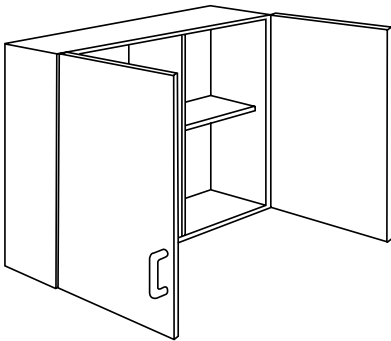
	Code
600mm x 600mm wide	HL/CW6



SINGLE WALL UNIT

- 1 Door
- 1 Adjustable shelf

	Code
400mm wide	HL/W4
500mm wide	HL/W5
600mm wide	HL/W6

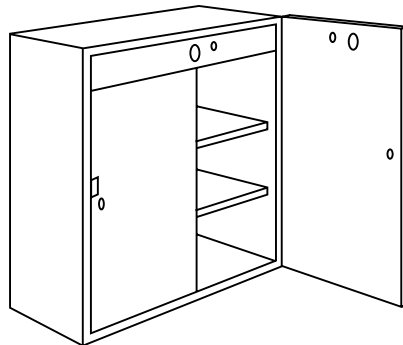


DOUBLE WALL UNIT

- 2 Doors
- 1 Adjustable shelf
- Centre division

	Code
1000mm wide	HL/W10
1200mm wide	HL/W12

N.B. For sliding doors add 'S' at end of code. For glass doors add 'G' at end of code, i.e. HL/W12/SG = 1200mm wide sliding glass doors.

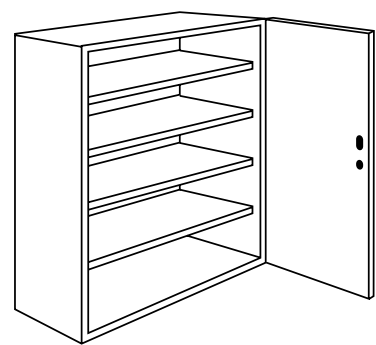


CONTROLLED DRUGS CUPBOARD

- 1 External door with lock
- 1 Internal door with lock
- Internal cupboard
- 4 Glass shelves
- Internal wiring and warning lights
- Door racks (optional extra)

	Code
600mm wide	HL/DD6

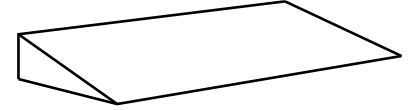
N.B. DBFS Drugs cupboard to be supplied only to areas where buildings are occupied 24 hours a day.



WARD DRUGS CUPBOARD

- 1 Door with lock
- 4 fixed shelves

	Code
600mm wide	HL/WD6

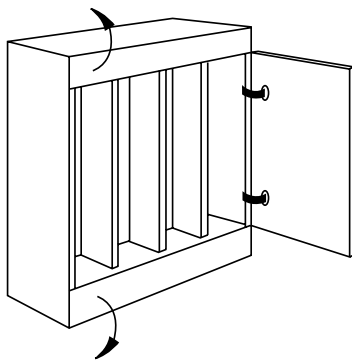


SLOPING TOPS

For fitting onto wall units

White melamine	Code
400mm wide	HL/ST4
500mm wide	HL/ST5
600mm wide	HL/ST6
800mm wide	HL/ST8
1000mm wide	HL/ST10
1200mm wide	HL/ST12

N.B. Important where infection control and health and safety are paramount.

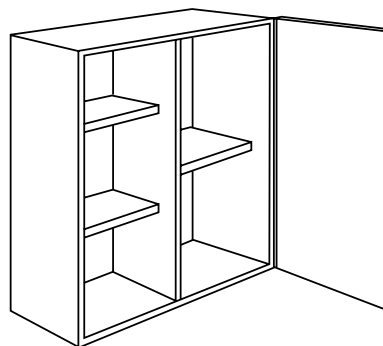


PACK DISPENSER

- 1 Perspex door
- 2 Laminate faced flaps
- 3 Perspex divisions

	Code
600mm wide	HL/PD6

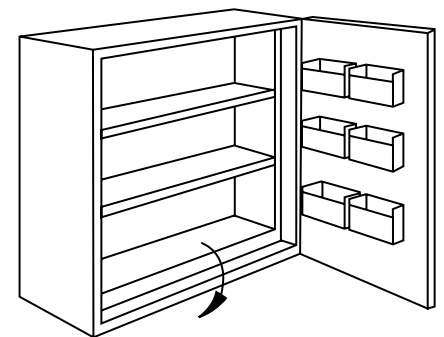
N.B. Available with fixed perspex panel and without flaps.



URINE TEST CUPBOARD

- 1 External door with lock
- 1 Central division
- 1 False back
- 2 Slim shelves
- 1 Full depth shelf

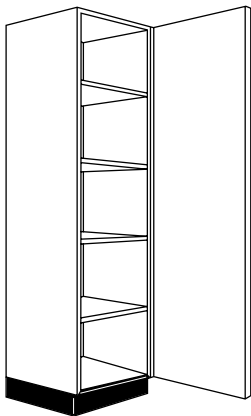
	Code
600mm wide	HL/UT6



MEDICINE CUPBOARD

- 1 External door with lock
- 1 Swing out compartment with plastic trays
- 1 Shelf
- 3 Plastic door boxes

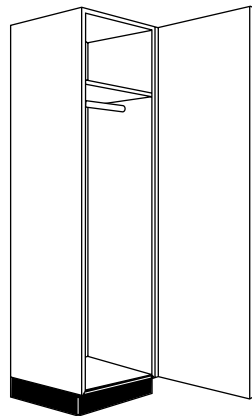
	Code
600mm wide	HL/MC6



TALL STORAGE UNIT

- 1 Door
- 4 Adjustable shelves
- 565mm Deep carcass
- Height 1900mm
incl. 100mm plinth


	Code
500mm wide	HL/5TB
600mm wide	HL/6TB



CLOTHES LOCKER

- 1 Door
- 1 Shelf
- Hanging rail
- 600mm Deep carcass
- Height 1900mm
incl. 100mm plinth




	Code
600mm wide	HL/6/6CL



CLOTHES LOCKER

- 1 Door
- 1 Shelf
- Hanging rail front to back
- 300mm Deep carcass
- Height 1900mm
incl. 100mm plinth

	Code
600mm wide	HL/6/3CL



SINGLE BASE STORAGE TRAYS

- 360mm wide
- Open front
- 6 Tray slides

Code

360mm wide HL/BTS

DOUBLE BASE STORAGE TRAYS

- 720mm wide
- Open front
- 12 Tray slides

Code

720mm wide HL/BTD

TRIPLE BASE STORAGE TRAYS

- 1080mm wide
- Open front
- 18 Tray slides

Code

1080mm wide HL/BTT



PLAIN PANEL

18mm Thick white melamine, or finish to match base cupboards

Code

HL/PP/600/800

Width
 Height



SIDE INFILL

18mm Thick white melamine, or finish to match base cupboards, with 100mm black plinth finished flush with face.

Code

HL/SI/600/800

Width
 Height




FRONT INFILL

18mm Thick white melamine, or finish to match base cupboards, with 100mm black plinth set back 40mm to match base units.

Code

HL/FIF/600/860

Width
 Height



WALL INFILL PANEL

18mm Thick white melamine, or finish to match wall units, including top and bottom.

Code

HL/WI/100/600

Width
 Height



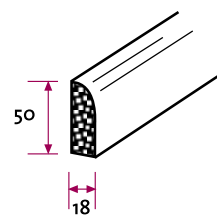
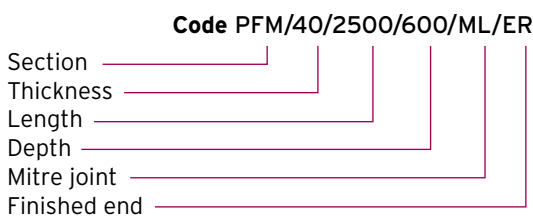
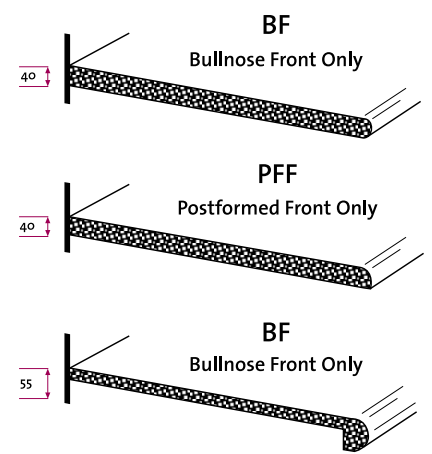
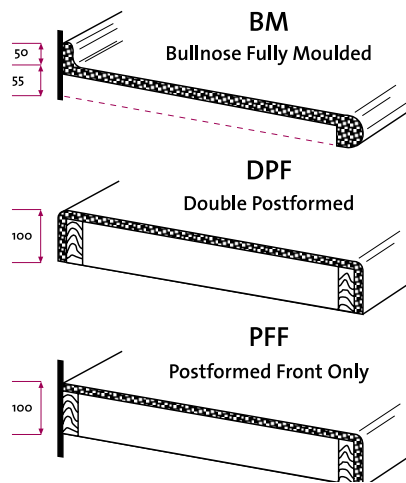
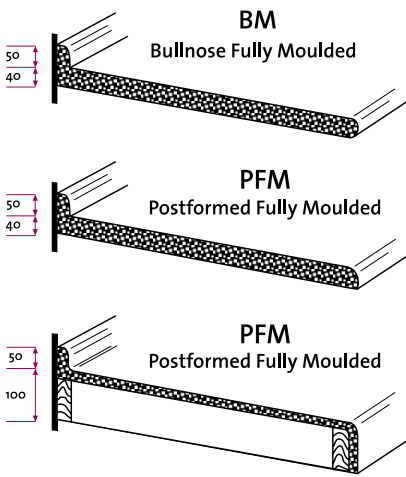
POSTFORMED WORKTOPS

Constructed from highly durable, 0.9mm postforming grade laminate, supplied in any colour specified from a wide range available, and bonded onto either an MDF or a moisture resistant particle board core.

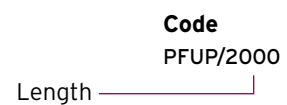
Lengths from 100mm to 3000mm are supplied in one piece. Lengths over 3000mm will be manufactured in more than one piece with a precise factory made joint. Standard depth is 600mm. Varying depths from 300mm minimum to 900mm maximum can be supplied if requested. Standard fascia depths are 40mm or 100mm.

Fully moulded, postformed upstands are supplied 50mm high, with the option of 50mm high loose upstands if preferred. Custom-made, pre-formed 45° mitre joints can be supplied on request. Simply specify 'ML' for a left-hand mitre or 'MR' for a right-hand mitre.

Factory finished, laminated faced ends are available when specified, e.g. 'EL' for a left-hand end or 'ER' for a right-hand end.



Loose Upstand



TIMBER LIPPED WORKTOP

0.9mm thick laminate to standard colour range, bonded on to either an 18mm thick MDF or a moisture resistant particle board core, with a softwood sub-frame under (depending on fascia depth).

Beech fascia 100mm deep as standard. However, depths varying from 20mm to 100mm are available.

Lengths and depths as for postformed worktops. Beech upstands 50mm high supplied loose.



FASCIA POSITIONS



F - Front only



FB - Front & Back



FL - Front & Left




FR - Front & Right



FLR - Front, Left & Right



A - All four sides



FLB - Front, Left & Back



FRB - Front, Right & Back

UPSTAND POSITIONS



U - Back only



UL - Back & Left



UR - Back & Right



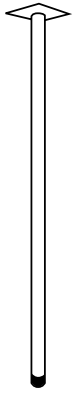
ULR - Back, Left & Right



LR - Left & Right
or one only

Code TFW/40/2500/600/F/ULR

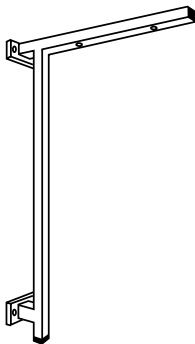
Thickness _____
 Length _____
 Depth _____
 Fascia position _____
 Upstand position _____



SINGLE LEG SUPPORT

White powder coated leg, 30mm diameter, with plastic insert to bottom fixed to floor and 80mm x 50mm adjustable plate fixed to underside of worktop.

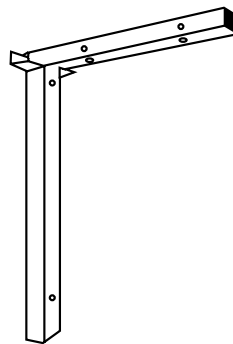
	Code
900mm Finished work surface height	HL/SL/900
750mm Finished work surface height	HL/SL/750



CANTILEVER LEG

White powder coated bracket, 25mm box section fixed to wall and worktop, and resting on floor (with adjustable foot).


Code
HL/CB/900
Finished work surface height <input type="text"/>



HEAVY DUTY CANTILEVER BRACKET

White powder coated bracket, 50mm box section fixed to wall, and worktop (raised off floor).

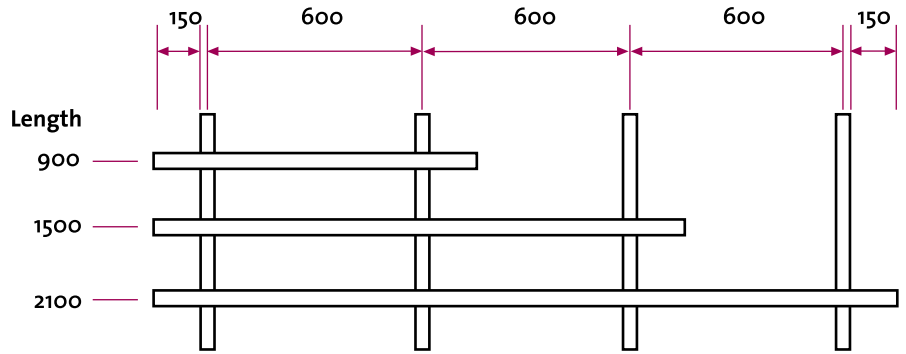
Code
HL/HDB/900
Finished work surface height <input type="text"/>



H FRAME

White powder coated frame, 25mm box section, fixed to underside of worktop (with adjustable feet).

Code
HL/HF/900
Finished work surface height <input type="text"/>

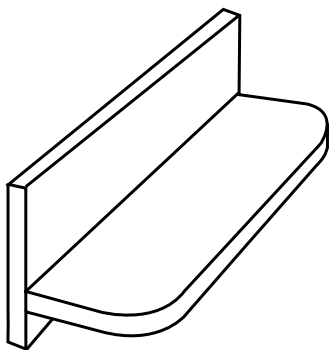


ADJUSTABLE SHELF MOUNTING UPRIGHTS

Available in six heights:
425mm, 710mm, 1000mm,
1220mm, 1600mm and 1980mm.

Code
HL/SMU/1600

Height _____

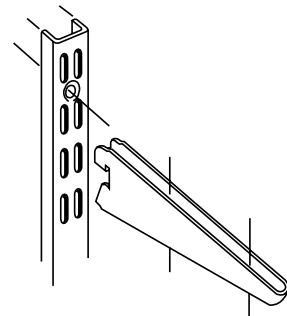


LAMINATE SHELVES

18mm Chipboard or MDF laminate faced (white) with laminated edges.

Code
HL/LWS/1800/300

Length _____
Depth _____



BRACKETS

Sizes to suit shelf depth.

Code
HL/SB/300

Shelf depth _____

MID STORAGE SHELF

- Finish to match storage cupboards
- 18mm MDF shelf (with rounded corners)
- 150mm High back board

Code

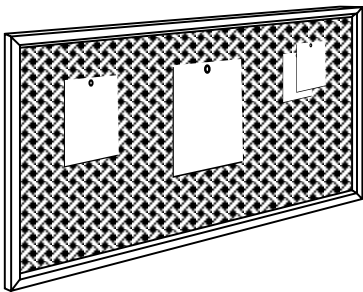
300mm wide HL/MS3
500mm wide HL/MS5

MELAMINE SHELVES

- 18mm white melamine faced with melamine ribbon edges
- Lengths in increments of 50mm from 300mm to 2700mm
- Depths in increments of 50mm from 200mm to 600mm

Code
HL/WS/1800/300

Length _____
Depth _____



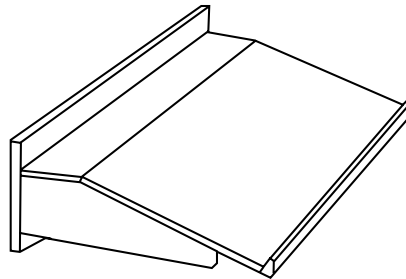
DISPLAY PANELS

- 9.5mm Particle board with natural beige hessian bonded onto face
- Beech framing to edges

Widths (mm)
600/800/1000/1200/1800/2400
Heights (mm)
600/800/1000/1200

Code
HL/DP/12/8

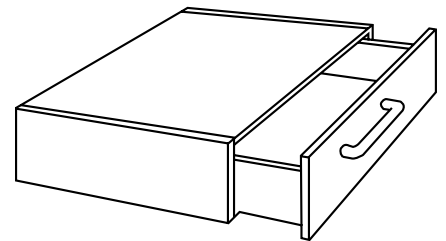
Width _____
Height _____



WALL MOUNTED FOLDING NOTE TAKING DESK

- Laminate faced hinged desk
- Beech front lip
- Beech swing support arms
- Beech back board

	Code
700mm wide 400mm deep	HL/FD7
600mm wide 400mm deep	HL/FD6



SINGLE UNDER BENCH DRAWER UNIT

- Finish to match storage cupboards
- 150mm Height
- 565mm Deep

	Code
500mm wide	HL/SD5
600mm wide	HL/SD6



RECEPTION DESKS


At David Bailey, we pride ourselves on being able to offer you high quality, bespoke reception desks - allowing you the freedom to be creative in your design.

Legislation, such as Part III of the Disability Discrimination Act (DDA) and the revised British Standard BS8300, all point to the need for design to be more inclusive.

Therefore, when designing the counter, provision should be made to incorporate sections for people to access from both standing and seated positions.

BS8300 provides invaluable advice on dimensions for the counters - in particular the lower section, which would be accessed by wheelchair users or people who are seated.

If you would like further information on our bespoke service, or advice on the exact dimensions specified in BS8300, please feel free to contact us.



HTM 71 - STORAGE OF CONSUMABLES & EQUIPMENT

David Bailey Furniture Systems offers a range of fitted furniture that meets the specific requirements of the Health Technical Memorandum 71 - Materials management modular storage, as outlined by the Department of Health.

All of the products in our HTM 71 range offer space saving modular storage systems ideally suited for the management and storage of consumables and equipment in veterinary practices. The range includes tall units, base units, wall units, specialist cupboards and a variety of accessories, which are supplied by Mailbox Moulding International.

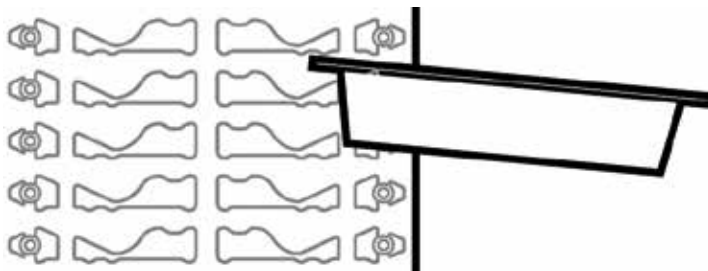
The products are a result of extensive research and development in response to the real-life situations encountered by healthcare professionals in their working environment.

These include:

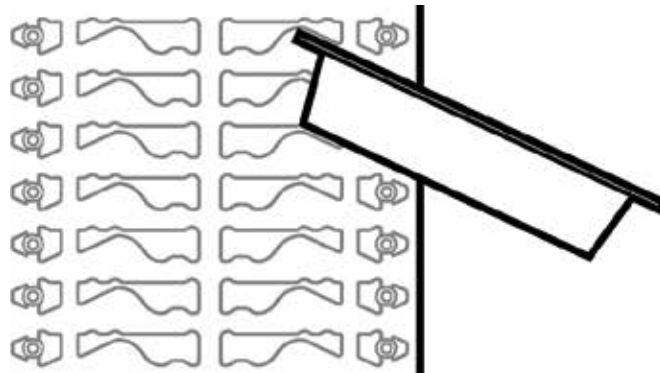
- Drugs regulations
- Infection control
- Health and safety
- Space restrictions
- Time constraints
- Good working practices
- Increased use of disposables



OPTION. 1



OPTION. 2



HTM 71 Units

All of our HTM 71 units are available free standing or wall-mounted. We can supply tall units, base units and wall units with shelves, or with plastic liners for integrating with plastic trays.

Angled liners are fitted as standard throughout our unit range. They are also available as a standard panel for self fit applications. The liner can be fitted in two ways:

Option 1) at a 30° angle so that trays spring down for ease of stock retrieval at a high level or,


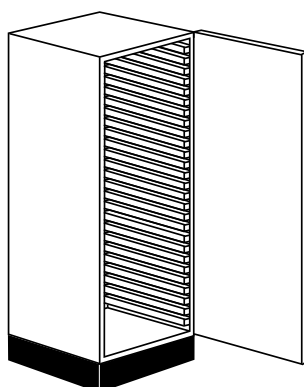
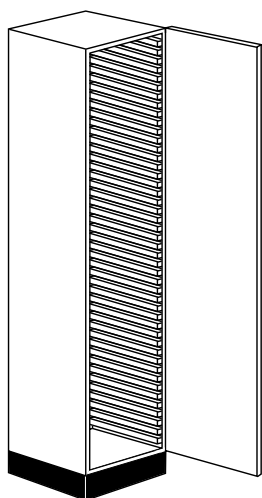
Option 2) turned through 180° for the smoothest horizontal tray retrieval.

HTM 71 Specialist Storage

If you are looking for a particular type of storage system that is not included in our HTM 71 range, we can design and manufacture specialist storage units to meet your requirements.

HTM 71 Accessories

Polycarbonate trays are available in a variety of different sizes to offer versatility for the storage of consumables and equipment.



TALL UNIT

Carcase only

W	D	H	Code
455 x	655 x	2100	MSC/40TB/2100
655 x	470 x	2100	MSC/60TB/2100

With door

W	D	H	Code
455 x	655 x	2100	MSC/4TB/2100
655 x	470 x	2100	MSC/6TB/2100

BASE UNIT

Carcase only

W	D	H	Code
455 x	655 x	860	MSC/OB4/860
655 x	470 x	860	MSC/OB6/860

With door

W	D	H	Code
455 x	655 x	860	MSC/B4/860
655 x	470 x	860	MSC/B6/860

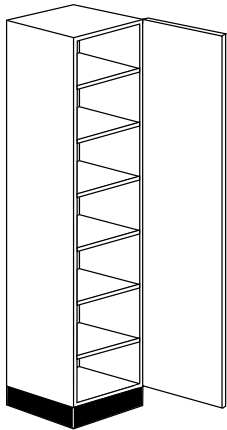
WALL UNIT

Carcase only

W	D	H	Code
455 x	350 x	650	MSC/OW4/650
655 x	450 x	450	MSC/OW6/650

With door

W	D	H	Code
455 x	350 x	650	MSC/W4/650
655 x	450 x	650	MSC/W6/650



TALL UNIT

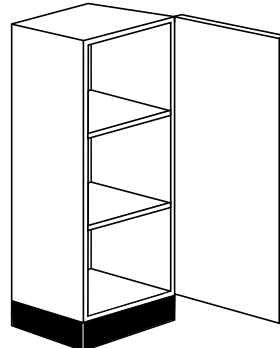
- Tonk strips
- 6 shelves

Carcase only

W	D	H	Code
455	655	2100	MSC/40TB/6S/2100
655	470	2100	MSC/60TB/6S/2100

With door

W	D	H	Code
455	655	2100	MSC/4TB/6S/2100
655	470	2100	MSC/6TB/6S/2100



BASE UNIT

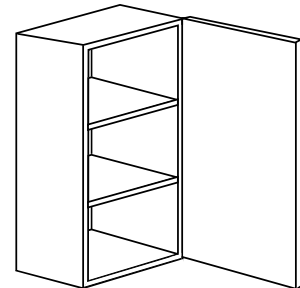
- Tonk strips
- 2 shelves

Carcase only

W	D	H	Code
455	655	860	MSC/OB4/2S/860
655	470	860	MSC/OB6/2S/860

With door

W	D	H	Code
455	655	860	MSC/B4/2S/860
655	470	860	MSC/B6/2S/860



WALL UNIT

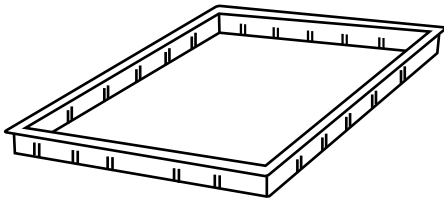
- Tonk strips
- 2 shelves

Carcase only

W	D	H	Code
455	350	650	MSC/OW4/2S/650
655	450	650	MSC/OW6/2S/650

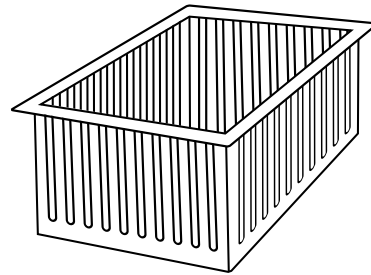
With door

W	D	H	Code
455	350	650	MSC/W4/2S/650
655	450	650	MSC/W6/2S/650



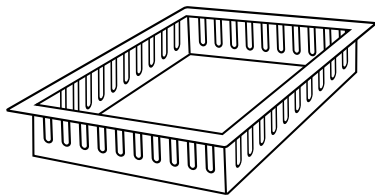
SHALLOW POLYCARBONATE TRAY

W	D	H	Code
600	x 400	x 50	MSC/PT/6/4/50



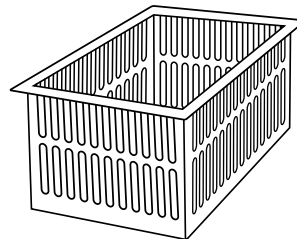
DEEP POLYCARBONATE TRAY

W	D	H	Code
600	x 400	x 200	MSC/PT/6/4/200



MEDIUM POLYCARBONATE TRAY

W	D	H	Code
600	x 400	x 100	MSC/PT/6/4/100



HALF SIZE POLYCARBONATE TRAY

W	D	H	Code
400	x 300	x 100	MSC/PT/4/3/100
400	x 300	x 200	MSC/PT/4/3/200



BESPOKE FURNITURE

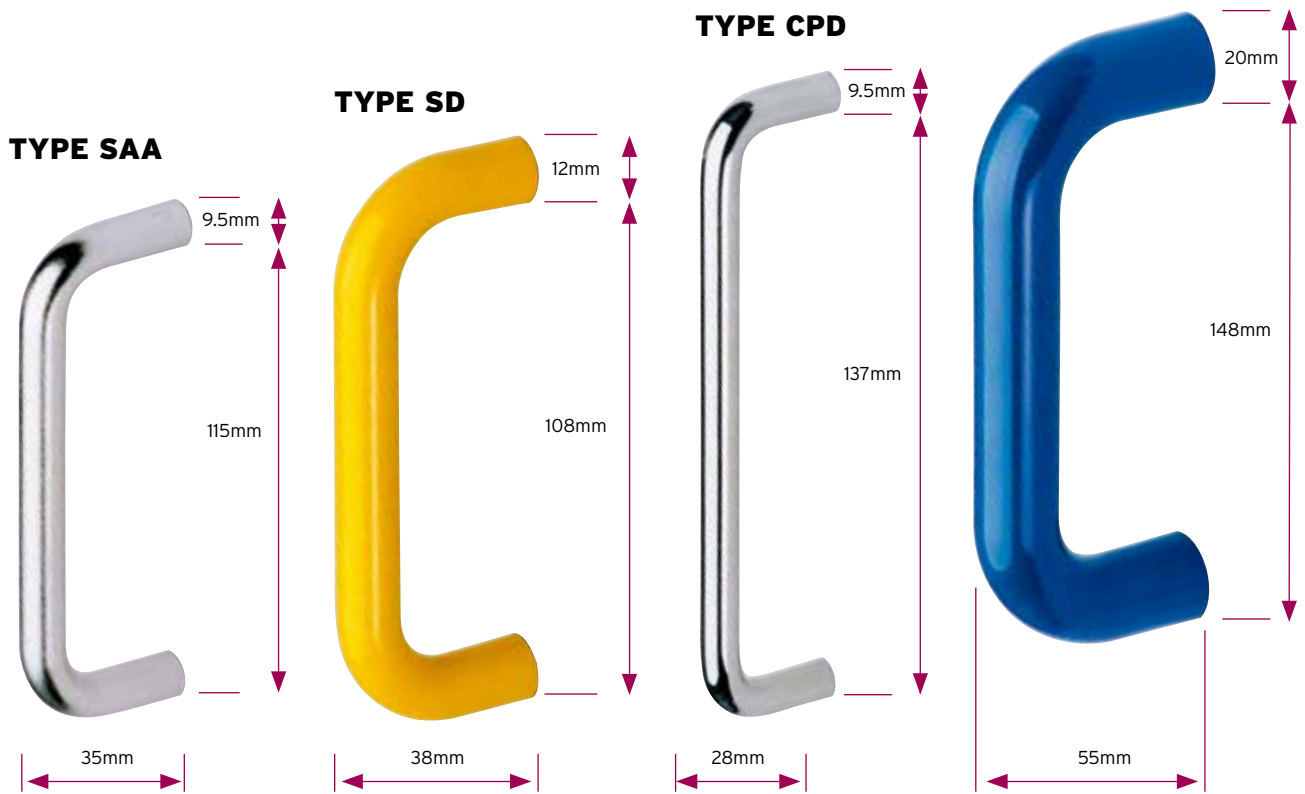
Our bespoke service offers vets the opportunity to create custom-made furniture for their veterinary practice. Manufactured to the same high standard as our other fitted furniture, David Bailey's bespoke service provides a flexible approach to new product design and innovation.

Following your design brief, our in-house team of experienced craftsmen will produce drawings to illustrate your requirements and manufacture the furniture to meet your specification.

We have been called upon to produce bespoke furniture for:

- Reception areas
- Computer desks
- Office areas
- Surgical cabinets
- Specialist joinery
- Service columns for electrics and plumbing

'D' HANDLES



RECESSED HANDLES

The recessed handle, made from nylon, is glued and screwed into the unit doors and drawers. Recessed handles are available in three colours: black, white and dark grey.

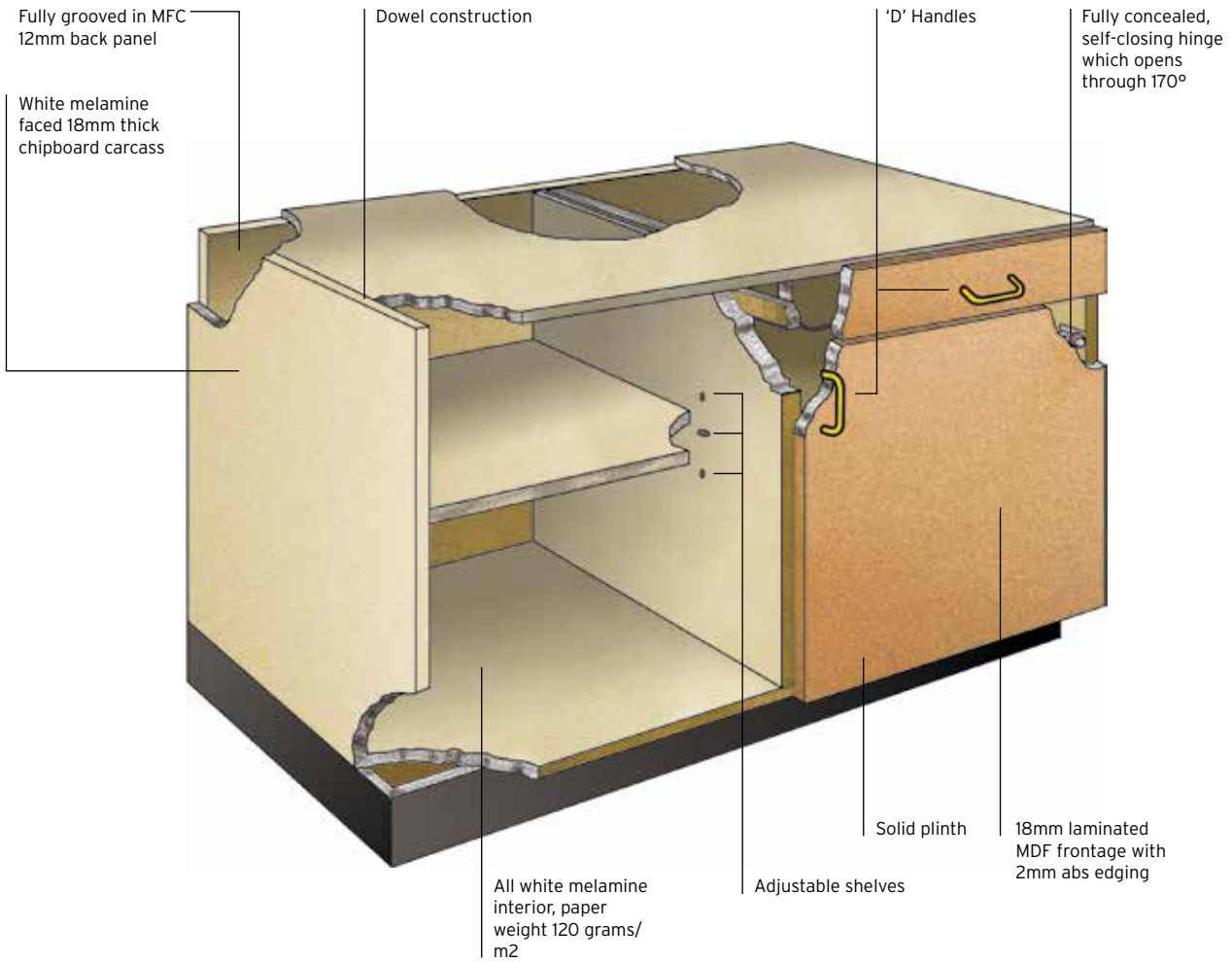


GET A GRIP ON DAVID BAILEY FURNITURE

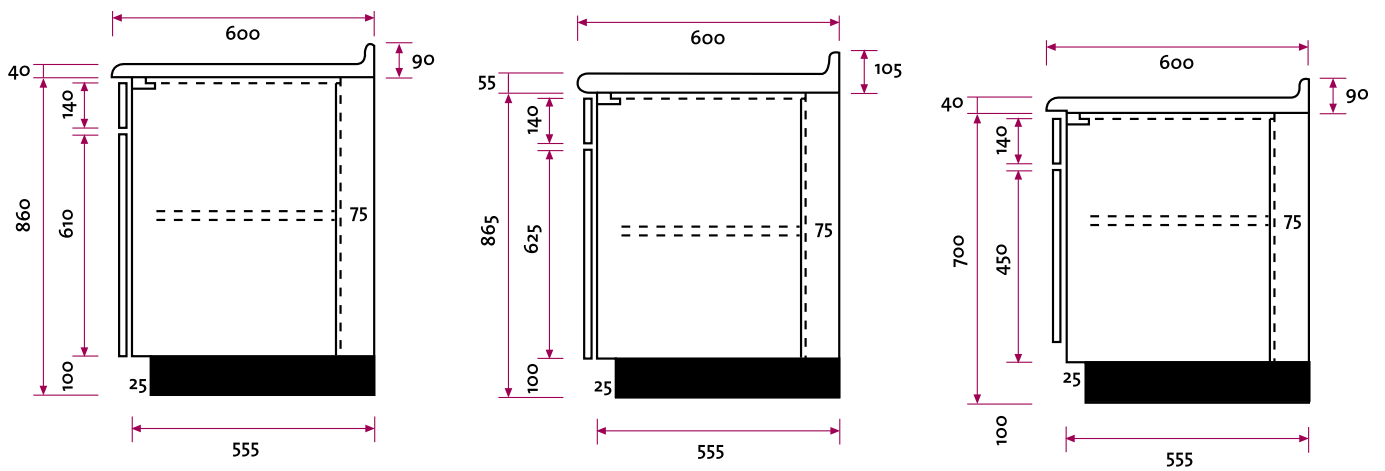
We offer four types of 'D' handle and a recessed handle option with the Healthline range.

Both small and large 'D' handles are made from nylon and available in the colours shown. The polished chromium plated 'D' handle and SAA handle are made from die-cast steel. All 'D' handles are fixed by two countersunk screws through the back of the doors and drawers.





These diagrams show different configurations of our three stand sizes.





DAVID  BAILEY
FURNITURE SYSTEMS LIMITED

For further information, help or advice on our healthcare furniture range, please contact:

David Bailey Furniture Systems Ltd
12 Lysander Close
Pysons Road Industrial Estate
Broadstairs
Kent
CT10 2YJ

Tel: 01843 604896
Fax: 01843 862388
sales@davidbaileyfurniture.co.uk
www.davidbaileyfurniture.co.uk